

ELO1000 – eLearning Orientation

If you are taking your first fully online course(s) with Palm Beach State College, it is highly recommended you also register for and complete the *ELO1000 eLearning Orientation* course.

This **self-paced, non-graded, no-cost online orientation** provides you the opportunity to:

- experience what an online course is like,
- learn how to use our online Blackboard Learning Management System, and
- acquire some helpful tips on how to succeed in distance education.

This orientation takes approximately only 2 hours to complete, is non-graded, has no associated fees and is monitored by an instructor to assist you with any questions and/or concerns you may have about taking online courses.

To Register for ELO1000:

Visit the Palm Beach State “**Class Schedule – Search by Term**” page:

<https://webservices1.palmbeachstate.edu/FCCSC/registration/coursesearch.jsp>

The screenshot shows the 'Class Schedule - Search by Term' page on the Palm Beach State College website. The page includes a search form with the following fields and options:

- Search Now** button (highlighted with a red circle and arrow labeled 4)
- Reset Form** button (to original settings)
- Term:** Fall Term 2012: 08/23/2012 to 12/18/2012 (highlighted with a red circle and arrow labeled 2)
- Class Status:** Open/Available (highlighted with a red circle and arrow labeled 3)
- Class Type:** All Types (selected), Credit (Associate Level), Credit (Baccalaureate Level), Non-Credit/PSAV
- Course ID/Number:** ELO1000 (highlighted with a red circle and arrow labeled 1)
- Course Title:** (empty field)

Additional text on the page includes: 'Directions: Complete only the items for which you are interested in searching. Press the "Search Now" button to search for classes matching your criteria.' and a tip: 'Tip: Type ENC instead of ENC1101, to find all courses starting with "ENC".'

Step 1 – In the **Course ID/Number** box, type in “ELO1000”

Step 2 – In the **Term** box, select the term you wish to take the course

Step 3 – In the **Class Status** box, select **Open/Available**

Step 4 – Click the red **Search Now** button

Step 5 – Click the button **Add to Cart** next to one of the sections available





Course Search Results

Shopping Cart
Total Classes in Cart: 0
[edit / view](#)

Courses are subject to cancellation or change in instructor or room assignment without notice.

Found 8 Classes Matching Search Criteria

[New Search](#)

	Ref Num	Course ID	Campus	Bldg/Room	Session	Start Date	End Date	Time	Day(s)	Seats Left	Instructor
PALM BEACH STATE COLLEGE ELEARNING ORIENTATION : ELO1000											
	166201	ELO1000	Lake Worth	****	2	05/09/12	06/20/12	***	O N L I N E	1	Arsh, Stephanie
Special Designators: Online Orientation											
	166206	ELO1000	Lake Worth	****	3	06/21/12	08/02/12	***	O N L I N E	9	Arsh, Stephanie
Special Designators: Online Orientation											
	166207	ELO1000	Lake Worth	****	3	06/21/12	08/02/12	***	O N L I N E	49	Arsh, Stephanie
Special Designators: Online Orientation											
	166517	ELO1000	Lake Worth	****	2	05/09/12	06/20/12	***	O N L I N E	44	Arsh, Stephanie
Special Designators: Online Orientation											

[New Search](#)

Step 6 – Select **Proceed to Checkout**

Shopping Cart Summary

Shopping Cart
Term: Summer Term 2012
Total Classes in Cart: 1
Test Classes: 1
[edit / view](#)

You currently have 1 class(es) in your shopping cart.
Test Classes: 1

Click on the Course Title to view complete class information.
Click the "Remove" button to remove the class from your shopping cart.

Course Title	Class Type	Start Date	End Date	Start Time	End Time	Day(s)	Course ID	Reference #	Cost
Palm Beach State College Elearning Orientation	Test	06/21/2012	08/02/2012	Online		ONLINE	ELO1000	166207	\$ 0.00
Remove									

Cost (in state / out-of-state) is determined by information on your admissions records. Total: \$0.00

[New Search](#) [Continue Shopping](#) [Proceed to Checkout](#)

Palm Beach State College is an equal access/equal opportunity institution.
Mission Statement Internet Privacy Statement SACSCAC Accreditation Nondiscrimination Policy Harassment Policy

© Copyrights Palm Beach State College. All Rights Reserved

Step 7 - Finish registration by signing in with your **Student ID** and **Password** and click **Sign In**

Shopping Cart Checkout Options

Shopping Cart
Term: Summer Term 2012
Total Classes in Cart: 1
Test Classes: 1
[edit / view](#)

Shopping Cart Summary
You currently have 1 class(es) in your shopping cart.
[Continue Shopping](#)

Select a Checkout Method

To register for classes in your shopping cart, please either sign in using your existing Student ID and Password or complete an [Admissions Application](#).

Student ID: Password: [Sign In](#)